



## Development of working equitation world championships 2006-2022

DRESSAGE							
Championship	Date	number of competitors	number of nations	final results			average top 20 riders
				less than 55%	less than 60%	more than 70%	
Lisbon, Portugal	2006	27	6	11	18	0	59,77%
Lyon, France	2011	25	8	2	9	2	64,13%
Vienna, Austria	2014	28	10	3	11	1	64,33%
Munich, Germany	2018	45	15	5	18	3	63,00%
Les Herbiers, France	2022	49	18	0	3	10	70,29%

table 1: dressage results working equitation championships 2006-2022

MANEABILITY							
Championship	Date	number of competitors	number of nations	final results			average top 20 riders
				less than 55%	less than 60%	more than 70%	
Lisbon, Portugal	2006	27	6	11	15	2	61,56%
Lyon, France	2011	25	8	4	10	2	63,82%
Vienna, Austria	2014	28	10	6	13	3	63,97%
Munich, Germany	2018	45	15	8	19	9	68,47%
Les Herbiers, France	2022	49	18	4	7	15	72,20%

table 2: maneability results working equitation championships 2006-2022

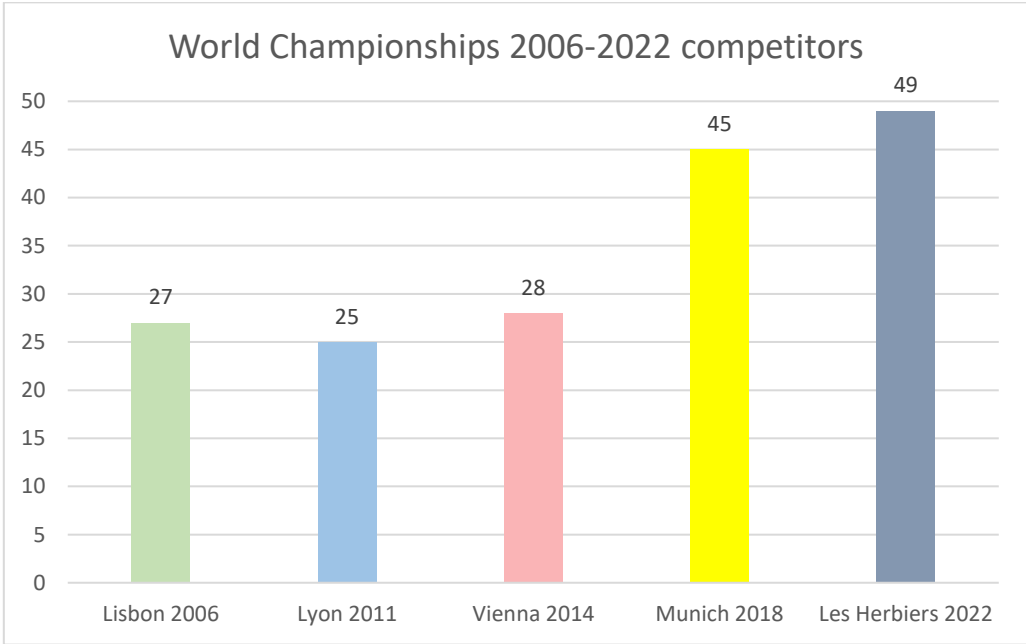


table 3: competitors working equitation championships 2006-2022

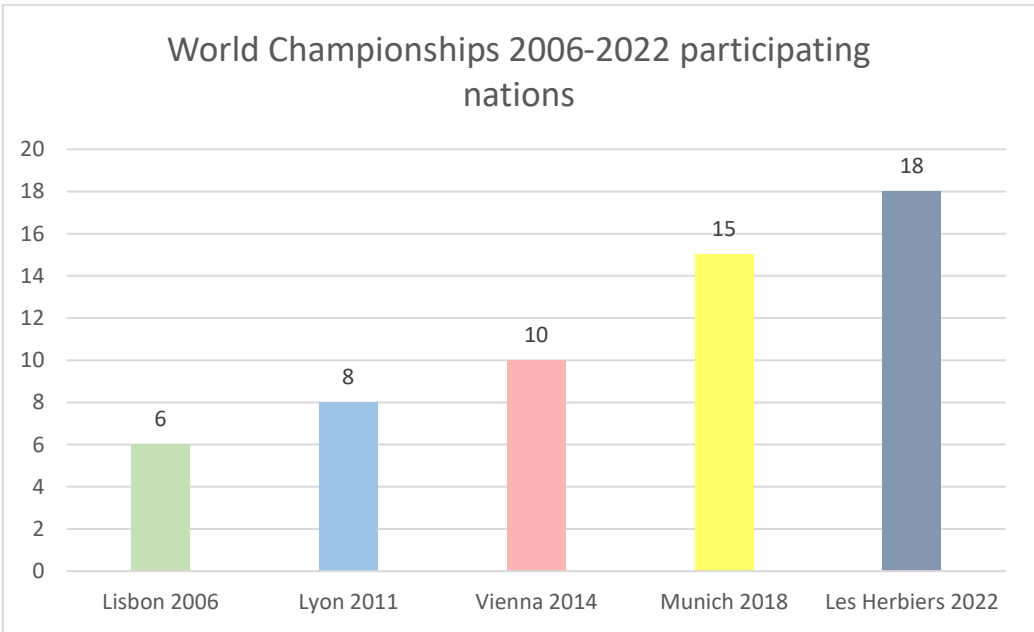


table 4: participating nations working equitation championships 2006-2022

Nation	2022	2018	2014	2011	2006	
Portugal						5
Italy						5
GB						5
France						5
Austria						4
Germany						4
Sweden						4
Spain						3
Switzerl.						3
Mexico						3
Colombia						3
Belgium						2
Denmark						2
Netherlands						2
Poland						1
Czech Rep.						1
Luxemb.						1
Georgia						1
Brazil						1
Hungary						1
USA						1

table 5: number of participations by nation working equitation championships 2006-2022

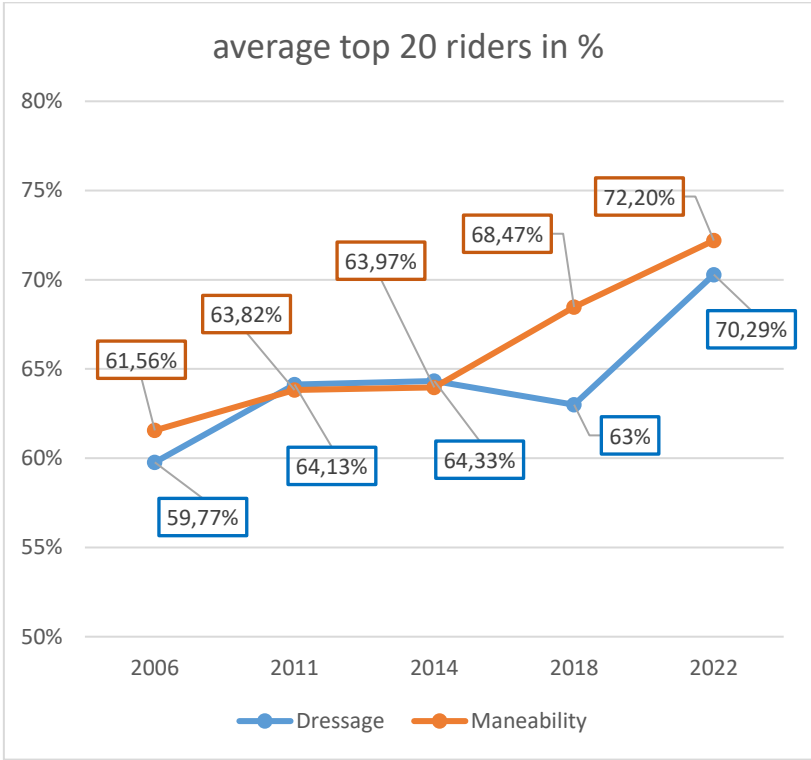


table 6: average top 20 riders working equitation championships 2006-2022